SigmaPix 39T1X1BF

ORDER CODE: SIGMAX39T1X1BF



IP RATING

IP65 for temporary outdoor use

MAIN FEATURES

- Outdoor Black LEDs
- Single person installation, auto lock design, scratch protection and flip corner shield
- Fast LED Module and PSU replacement
- Built in curve mechanics for +10° / -10° concave & convex
- Special C (90° corner) cabinet for unprecedented design
- Refresh rate of 3.840 Hz

Downloaded on 27/11/2026 - data may be provisional: features, specifications and appearance are subject to change without notice

TECHNICAL SPECIFICATIONS

VIDEO

Driver chip type:	MBI 5253
LED source:	Kinglight SMD1921 full black
Pixel pitch:	3.9 mm
Panel resolution:	128x128pixels
Module resolution:	64x64pixels
Luminous flux:	3.500nit
Contrast:	6.000:1
Grayscale:	14 bit
Refresh rate ≥:	3.840Hz
Drive Mode:	1/16 scan, constan current
Vertical viewing angle:	120°
Horizontal viewing angle:	140°
LED density:	65.536LED/sqm
Dead Pixel Ratio:	<0.002
LED avg life span:	100.000 h

ELECTRICAL

Power input/output:	IPKON Seetronic IN/OUT
Power supply:	AC 110/230 V 50/60 Hz
Max power consumption (panel):	220W
Avg power consumption (panel):	88W
Max power consumption (sqm):	880W
Avg power consumption (sqm):	352W
Standby power consumption (pannello):	50W
Max rated current/panel::	AC 220V / 1 A
Working temperature:	-20°C / +50°C
Working humidity:	10~90 RH%

PHYSICAL

IP rating:	IP65 for temporary outdoor use
Cooling:	fan-free with natural convection
Housing:	Die-cast aluminium housing
Finish:	black

CONTROL

Receiving card:	A8S-N
Other controllers type:	mapping, firmware copy, RCFGX restore, calibration restore, rotation supported, calibration chip on LDM (auto calibration)
Control protocol:	Novastar
Signal input:	waterproof Seetronic RJ45
Signal output:	waterproof Seetronic RJ45

MECHANICS

Other specifics:	curve configurations (mechanics on board), corner protection, bottom protection, auto-lock mechanics
Magnetic LED modules:	not available
Module size (WxH):	250x250mm
Panel size(WxHxD):	500×500×83mm
Vertical hanging system:	built-in aliscaf clamp support
Connection:	seamless locking system
Panel weight:	8,6kg
Weight per square meter:	34,4kg
Hanging Panel Quantity ≤:	20 for hanging and 12 for stacking

INSTALLATION

Curve configurations:	convex and concave -10° / +10°

CERTIFICATIONS / REPORTS

Compliance:	CE, UKCA, cURus

Downloaded on 27/11/2026 - data may be provisional: features, specifications and appearance are subject to change without notice

ACCESSORIES & RELATED PRODUCTS



SIGMAX39TC1X1BF
Outdoor LED 45° module, SMD1921 BF, p.3,9, 50x50cm, 128x128pix, 3500 nit, 8,6kg



KSXHGB01
Fly bar / ground bar for SIGMAX and KAPPAX systems, 1 column



KSXHGB02
Fly bar / ground bar for SIGMAX and KAPPAX systems, 2 columns



KSXHGB01C45LR
Double side 45° cut fly bar / ground bar for SIGMAXC cabinets



KSXCJB
Ground system back horizontal support for SIGMAX and KAPPAX series LED wall



KSXBS21
2in1 back support for SIGMAX and KAPPAX series LED wall for ground system fixing



KSXBS31
3in1 back support for SIGMAX and KAPPAX series LED wall for ground system fixing



KSXBSC
Back plate for SIGMAX and KAPPAX series LED wall for ground system fixing



KSXGHR
Ground system back horizontal reinforcement for SIGMAX & KAPPAX series LED wall



SXXJ
Metal joint used to connect 4 pcs SIGMAX series cabinets



OXFCIS150
Rigging/ground-stack structure flightcase for all LEDScreen series, 150cm



OXFCIS100
Rigging/ground-stack structure flightcase for all LEDScreen, 100cm



OXFCIS200
Rigging/ground-stack structure flightcase for all LEDScreen series, 200cm



OXFCSP
Spare part flightcase for OMEGAX-DELTAX series LED-display



OXACL01
Power cable for LED display series, Seetronic, L.140 cm



OXACL10
Power cable for LED display series, Seetronic, L.10 m



SXDCL01
Data cable for SIGMAX LED display series assembled with RJ45, IP65, L 140 cm



SXDCL10
Data cable for SIGMAX LED display series assembled with RJ45, IP65, L 10 m

Downloaded on 27/11/2026 - data may be provisional: features, specifications and appearance are subject to change without notice

TECHNICAL DRAWINGS

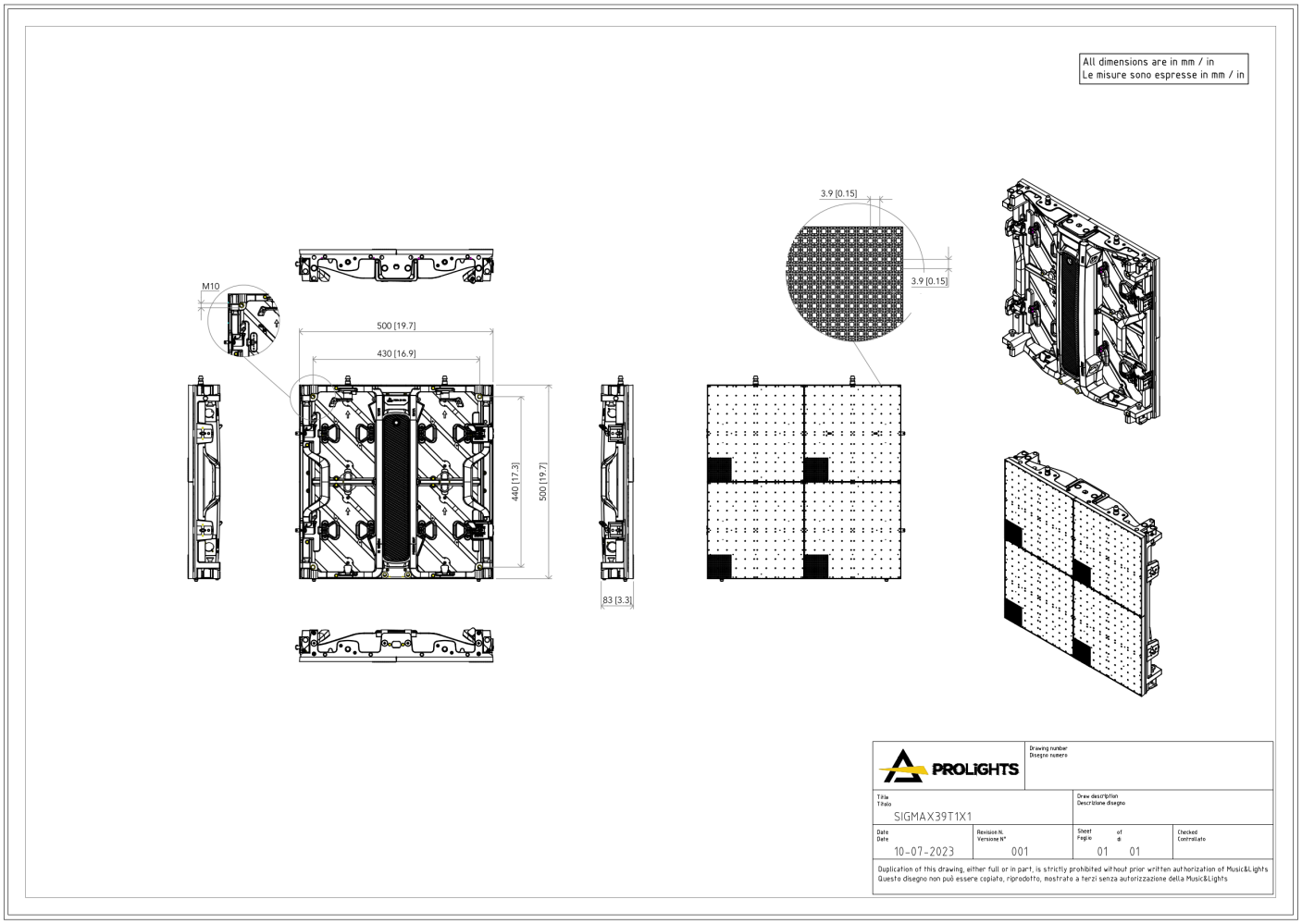

Downloaded on 27/11/2026 - data may be provisional: features, specifications and appearance are subject to change without notice